XIR4-1
BURNER REMOVAL INSTRUCTIONS
INSTRUCTIONS D'ENLEVEMENT DU BRÛLEUR

⚠ WARNING ⚠

**ENSURE THE UNIT IS COMPLETELY COOL BEFORE STARTING INSTALLATION.
TO AVOID DANGER OF SUFFOCATION KEEP THE PACKAGING BAG AWAY FROM BABIES AND CHILDREN. DO NOT USE IN CRIBS, BED, CARRIAGES OR PLAY PENS. THIS BAG IS NOT A TOY. KNOT BEFORE THROWING AWAY.**

⚠ AVERTISSEMENT ⚠

ASSUREZ-VOUS QUE L'APPAREIL EST COMPLÈTEMENT REFROIDI AVANT DE COMMENCER L'INSTALLATION. AFIN D'ÉVITER LES RISQUES DE SUFFOCATION, GARDEZ LE SAC D'EMBALLAGE LOIN DES BÉBÉS ET DES JEUNES ENFANTS. NE LE LAISSEZ PAS TRAÎNER DANS LES BERCEAUX, LES LITS, LES POUSSETTES OU LES PARCS DE JEU. CE SAC N'EST PAS UN JOUET. NOUEZ-LE AVANT DE LE JETER.

YOU WILL NEED:
VOUS AUREZ BESION DE:

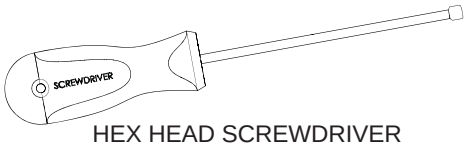

HEX HEAD SCREWDRIVER
TOURNEVIS HEXAGONAL

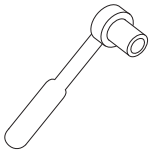

1

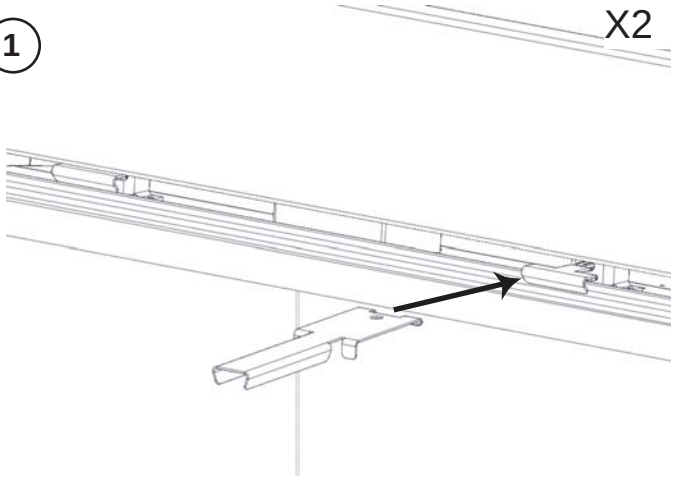

2

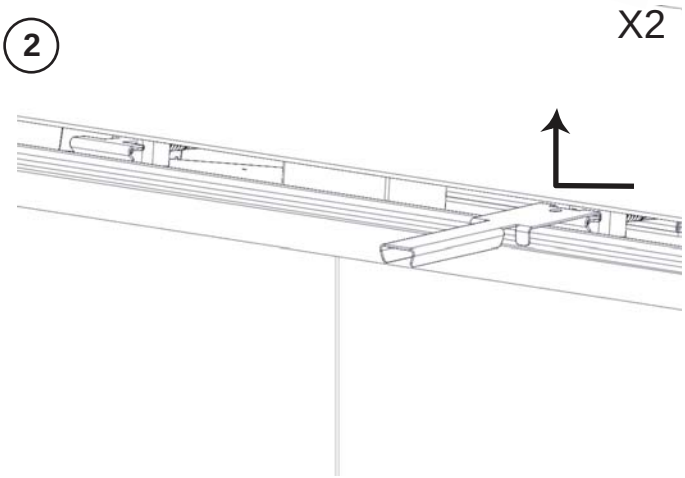

3

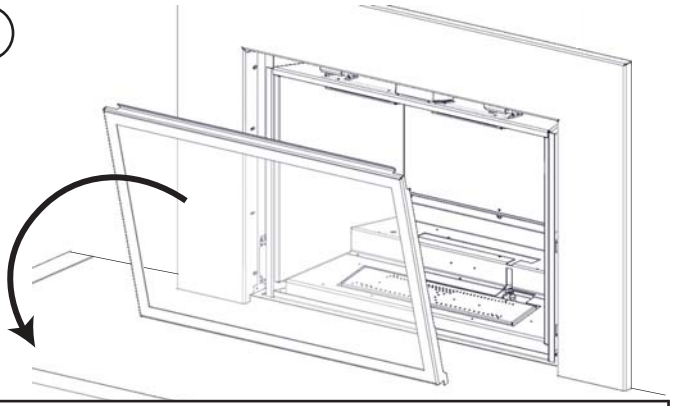

PLACE THE DOOR FACE DOWN ON A SOFT SURFACE.
PLACEZ LA PORTE, FACE VERS LE BAS, SUR UNE SURFACE DOUCE.

4

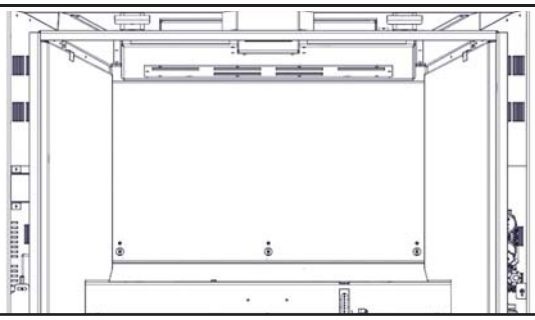

REMOVE THE PORCELAIN PANELS OR BRICK PANELS FROM THE APPLIANCE, REFER TO THE BRICK OR PORCELAIN PANEL REMOVAL INSTRUCTIONS.
ENLEVER LES PANNEAUX EN PORCELAINE OU BRIQUE DE L'APPAREIL, SE RÉFÉRER VOUS AUX INSTRUCTIONS DES PANNEAUX DE BRIQUES OU PORCELAINE.

Quality System Certified To ISO 9001-2008

10.11.13

Wolf Steel Ltd., 24 Napoleon Rd., Barrie, ON L4M 0G8 Canada • (705)721-1212 • fax (705)722-6031 • www.napoleonfireplaces.com

5

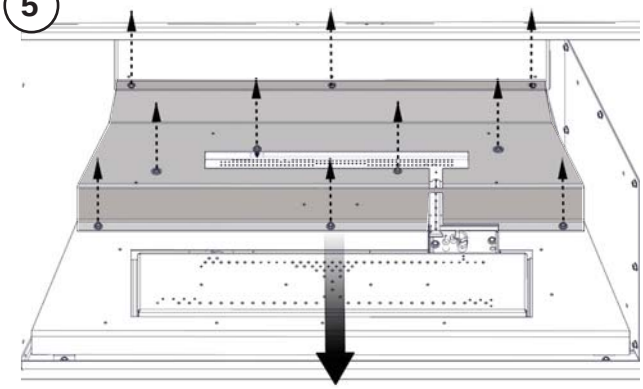

6

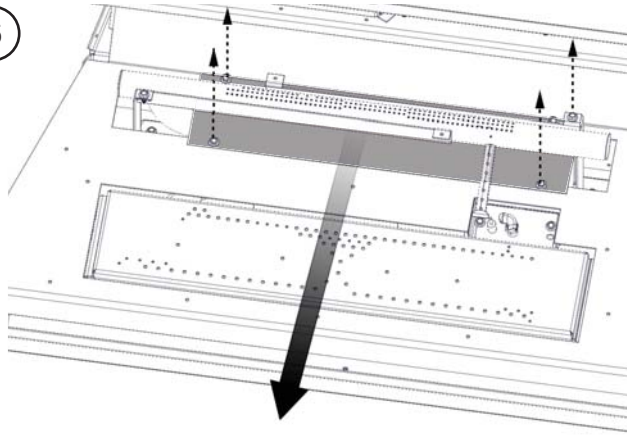

7

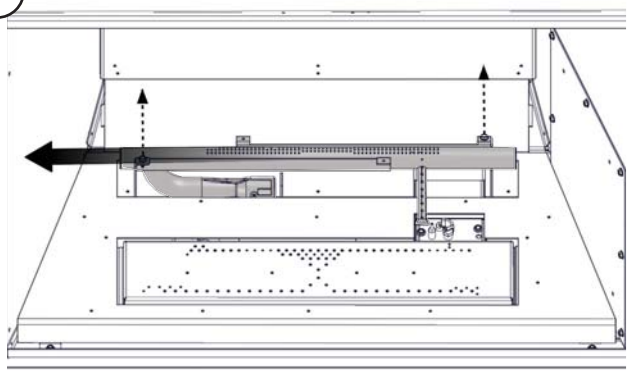

8

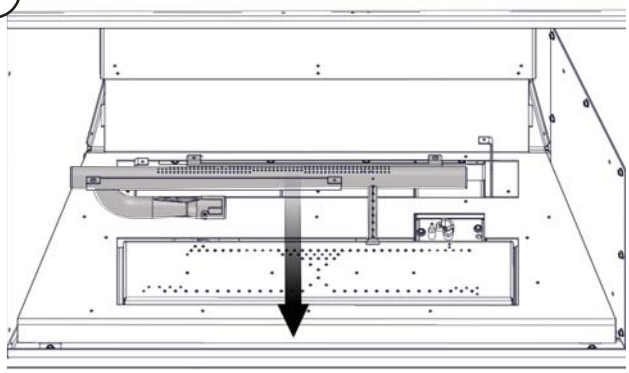

9

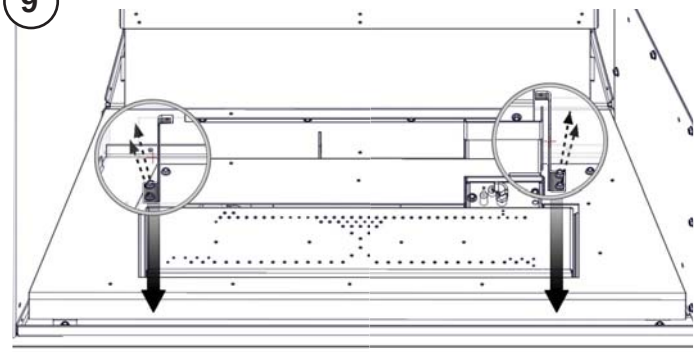

10

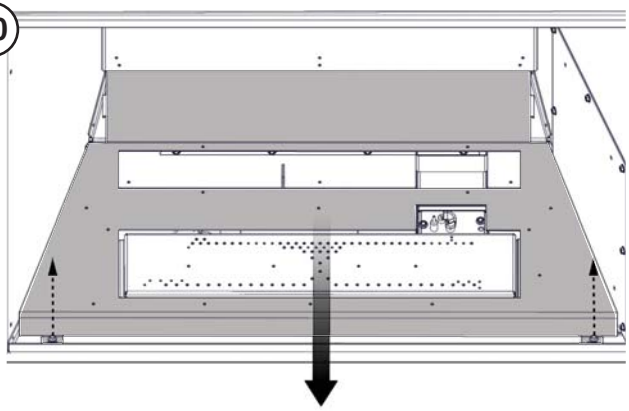

11

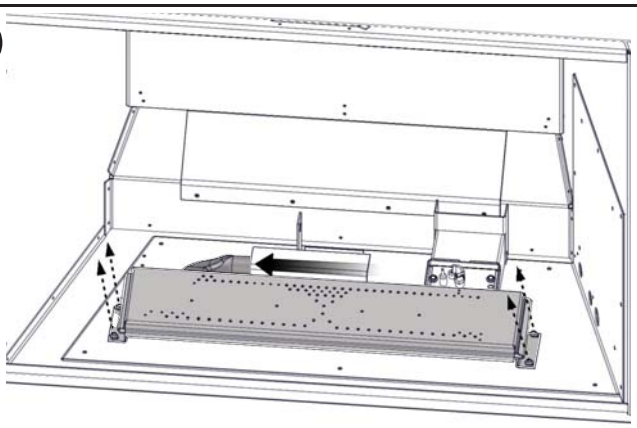

12

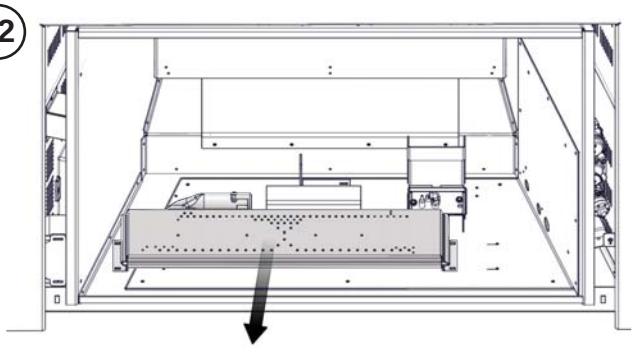

REVERSE THESE STEPS FOR INSTALLATION INSTRUCTIONS.
INVERSER CES ÉTAPES POUR LES INSTRUCTIONS D'INSTALLATION.

TO VIEW A VIDEO OF THIS INSTALLATION VISIT OUR WEBSITE AT: www.napoleonfireplaces.com/productsupport/xir4-1

NOTE: FOR MORE DETAILED INSTRUCTIONS REFER TO YOUR INSTALLATION MANUAL.

POUR REGARDER UNE VIDÉO DE CETTE INSTALLATION VISITER NOTRE SITE WEB: www.napoleonfireplaces.com/productsupport/xir4-1

NOTE: VOIR LE MANUEL D'INSTRUCTIONS D'INSTALLATION POUR LES INSTRUCTIONS PLUS DÉTAILLÉES

Quality System Certified To ISO 9001-2008

10.11.13

Wolf Steel Ltd., 24 Napoleon Rd., Barrie, ON L4M 0G8 Canada • (705)721-1212 • fax (705)722-6031 • www.napoleonfireplaces.com